
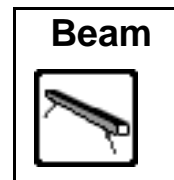
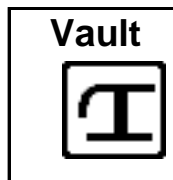


2023 BUCS

Womens Gymnastics

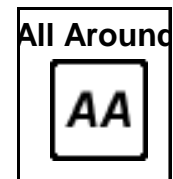

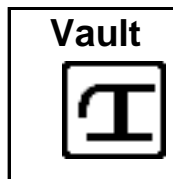


WAG Gr1

No	Name	Club	Team	Comp	D	VTB		D	UB		D	BB		D	FX		AA		
77	Tara	Donnelly	Loughborough	WAG-Loughborough	WAG Gr1	3.2	11.967	9 =	1.1	10.034	4	4.1	10.900	2	4.4	11.934	1	44.835	1
91	Emily	Burke	Southampton	WAG-Southampton	WAG Gr1	4.2	12.667	1	4.2	10.234	3	4.1	10.867	3	4.2	10.734	6	44.502	2
88	Abigail	Virgo	Nottingham	WAG-Nottingham	WAG Gr1	3.2	12.034	7	3.8	11.067	1	4.4	10.534	6	3.2	10.200	11	43.835	3
90	Holly	Curran	Loughborough	WAG-Loughborough	WAG Gr1	3.6	11.034	13	2.7	9.534	5	4.5	11.400	1	4.4	11.200	3	43.168	4
89	Louise	Akers	Nottingham	WAG-Nottingham	WAG Gr1	3.2	12.167	2 =	2.0	9.134	6	3.3	10.300	8	3.7	11.134	4	42.735	5
84	Olivia	Essex	King's College	WAG-King's College	WAG Gr1	3.0	12.167	2 =	1.8	8.267	8	3.9	9.367	12	3.9	11.434	2	41.235	6
96	Lucy	Buchanan	Oxford	WAG-Oxford	WAG Gr1	3.6	11.967	9 =	1.0	7.900	10	3.1	10.400	7	3.0	10.500	8	40.767	7
79	Annabelle	Vorster	Loughborough	WAG-Loughborough	WAG Gr1	3.4	12.000	8	1.8	8.134	9	4.1	9.534	11	3.4	10.934	5	40.602	8
78	Natalie	Moger	Loughborough	WAG-Loughborough	WAG Gr1	3.2	11.834	11	1.2	7.334	13	3.1	9.600	10	3.1	10.400	9 =	39.168	9
94	Nina	Deery	Liverpool John Moores	WAG-Liverpool John Moores	WAG Gr1	3.2	11.500	12	1.2	6.467	15	3.6	10.800	4	3.1	9.900	14	38.667	10
87	Eleanor	Vine	Nottingham	WAG-Nottingham	WAG Gr1	3.2	10.234	16	1.9	7.500	12	3.0	10.767	5	2.9	9.367	15	37.868	11
81	Tilly	Allen	Loughborough	WAG-Loughborough	WAG Gr1	2.4	10.867	15	1.7	7.834	11	2.9	8.334	16	3.1	10.400	9 =	37.435	12
83	Abbie	Godsall	Cardiff Met	WAG-Cardiff Met	WAG Gr1	3.4	12.067	6	0.8	6.334	16	2.9	8.367	15	3.1	10.067	13	36.835	13
93	Mia	Mackenzie	Robert Gordon	WAG-Robert Gordon	WAG Gr1	3.2	12.134	4 =	0.6	2.567	18	3.1	10.034	9	3.0	10.600	7	35.335	14
82	Rushani	Arumugham	Cardiff Met	WAG-Cardiff Met	WAG Gr1	3.2	12.134	4 =	0.9	4.967	17	3.7	7.900	17	3.1	8.334	17	33.335	15
95	Nadia	Callan	Glasgow Caledonian	WAG-Glasgow Caledonian	WAG Gr1	2.6	10.934	14	1.4	8.467	7	0.0	0.000		2.2	9.300	16	28.701	16
92	Sara	Herbert-Ruiz	Strathclyde	WAG-Strathclyde	WAG Gr1	0.0	0.000		2.2	10.767	2	4.1	9.100	14	0.0	0.000		19.867	17
80	Molly	Simmons	Loughborough	WAG-Loughborough	WAG Gr1	0.0	0.000		1.8	7.000	14	3.2	9.334	13	0.0	0.000		16.334	18
85	Chloe	Donnelly	UWE	WAG-UWE	WAG Gr1	0.0	0.000		0.0	0.000		0.0	0.000		3.3	10.100	12	10.100	19

2023 BUCS

Womens Gymnastics

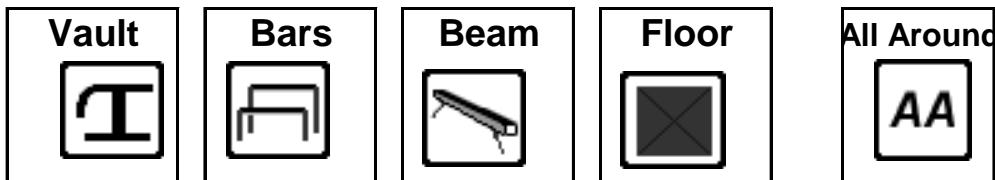


WAG Gr2

No	Name	Club	Team	Comp	D	VTB		D	UB		D	BB		D	FX		AA		
19	Kirsten	Evans	Loughborough	WAG-Loughborough	WAG Gr2	12.034	9 =	3.4	11.667	2	0.0	0.000		4.2	11.800	7	35.501	1	
11	Eleanor	Walmsley	Leeds Beckett	WAG-Leeds Beckett	WAG Gr2	11.500	26	3.5	11.387	5	0.0	0.000		4.2	12.300	2	35.187	2	
18	Saoirse	Maccana	Loughborough	WAG-Loughborough	WAG Gr2	11.634	19 =	3.6	12.267	1	0.0	0.000		3.8	10.767	25	34.668	3	
51	Harriet	Clifford	Newcastle	WAG-Newcastle	WAG Gr2	12.434	4	0.0	0.000		3.5	10.134	3	3.8	12.034	3	34.602	4	
15	Mali	Evans Lugg	Loughborough	WAG-Loughborough	WAG Gr2	12.834	1 =	2.3	9.800	8	0.0	0.000		4.2	11.934	5	34.568	5	
23	Hattie	Ebbage	East Anglia	WAG-East Anglia	WAG Gr2	12.034	9 =	3.4	10.634	7	0.0	0.000		4.2	11.667	9 =	34.335	6	
74	Zippy	Wells Dion	Loughborough	WAG-Loughborough	WAG Gr2	11.600	21 =	0.0	0.000		3.7	9.834	7	4.8	12.667	1	34.101	7	
38	Emily	Chrzan	Nottingham	WAG-Nottingham	WAG Gr2	11.934	12	0.0	0.000		3.0	10.367	2	3.8	11.500	14 =	33.801	8	
34	Liliana	Moring	Birmingham	WAG-Birmingham	WAG Gr2	0.000		2.8	11.634	3	3.7	10.400	1	4.2	11.534	13	33.568	9	
9	Olivia	Clark-Neufville	Newcastle	WAG-Newcastle	WAG Gr2	11.534	24 =	3.3	11.400	4	0.0	0.000		3.4	10.400	30 =	33.334	10 =	
7	Ella	Hartwell	Cardiff Met	WAG-Cardiff Met	WAG Gr2	12.600	3	2.4	9.167	11 =	0.0	0.000		4.0	11.567	12	33.334	10 =	
27	Molly	Robson	Portsmouth	WAG-Portsmouth	WAG Gr2	12.267	5	3.1	9.767	9	0.0	0.000		3.3	11.000	23 =	33.034	11	
32	Harriet	Moore	Loughborough	WAG-Loughborough	WAG Gr2	0.000		2.3	11.200	6	3.5	10.067	4 =	4.0	11.667	9 =	32.934	12	
36	Shannon	White	Essex	WAG-Essex	WAG Gr2	11.634	19 =	0.0	0.000		3.3	10.034	6	4.2	11.100	19	32.768	13	
20	Louise	Goulding	Loughborough	WAG-Loughborough	WAG Gr2	12.834	1 =	2.3	8.067	21	0.0	0.000		4.4	11.800	6	32.701	14	
21	Daisy	Hilder	East Anglia	WAG-East Anglia	WAG Gr2	12.134	6 =	2.3	9.234	10	0.0	0.000		3.8	11.300	17	32.668	15	
69	Ellen	Donaldson	Birmingham	WAG-Birmingham	WAG Gr2	11.534	24 =	0.0	0.000		3.3	9.134	11	4.2	11.967	4	32.635	16	
64	Bethany	Richman	Birmingham	WAG-Birmingham	WAG Gr2	11.600	21 =	0.0	0.000		2.7	10.067	4 =	3.9	10.200	35 =	31.867	17	
1	Grace	Farthing	Glasgow	WAG-Glasgow	WAG Gr2	11.234	33 =	2.4	8.634	17	0.0	0.000		4.2	11.600	11	31.468	18	
66	Hannah	Wedgwood	Birmingham	WAG-Birmingham	WAG Gr2	11.700	15 =	0.0	0.000		2.6	8.667	14 =	3.4	11.034	22	31.401	19	
59	Nina	Estermann	King's College	WAG-King's College	WAG Gr2	12.134	6 =	0.0	0.000		3.7	7.667	22	4.2	11.500	14 =	31.301	20	
13	Freya	Collard	Brighton	WAG-Brighton	WAG Gr2	11.467	27	3.0	9.167	11 =	0.0	0.000		3.7	10.167	37 =	30.801	21 =	
40	Molly	Greene	Nottingham Trent	WAG-Nottingham Trent	WAG Gr2	10.967	40 =	0.0	0.000		2.5	9.234	10	3.3	10.600	27	30.801	21 =	
24	Lauren	Colquhoun	East Anglia	WAG-East Anglia	WAG Gr2	11.700	15 =	2.3	8.500	18 =	0.0	0.000		3.7	10.367	32	30.567	22	
47	Karley	Moreton	Southampton	WAG-Southampton	WAG Gr2	11.667	18	0.0	0.000		2.3	8.500	16 =	2.9	10.167	37 =	30.334	23	
67	Abigail	Mcdougall	Birmingham	WAG-Birmingham	WAG Gr2	11.234	33 =	0.0	0.000		2.9	8.800	12	3.2	10.200	35 =	30.234	24	
50	Felicity	Crompton	Newcastle	WAG-Newcastle	WAG Gr2	10.967	40 =	0.0	0.000		2.3	8.167	19	3.2	11.000	23 =	30.134	25	
31	Lydia	Sellen	Portsmouth	WAG-Portsmouth	WAG Gr2	0.000		2.3	9.000	14	4.0	9.467	9	3.5	11.334	16	29.801	26	
5	Natalya	Helvadjan Williams	King's College	WAG-King's College	WAG Gr2	11.767	13 =	1.6	8.234	20	0.0	0.000		3.3	9.600	50	29.601	27	
72	Hannah	Lennon	UWE	WAG-UWE	WAG Gr2	10.467	46	0.0	0.000		1.9	8.500	16 =	3.2	10.467	28	29.434	28	

2023 BUCS

Womens Gymnastics



35	Heather	Nixey	East Anglia	WAG-East Anglia	WAG Gr2	0.000			1.6	8.500	18 =	3.1	9.500	8	3.4	11.134	18		29.134	29	
43	Mayyah	Noorullah	Edinburgh	WAG-Edinburgh	WAG Gr2	11.767	13 =	0.0	0.000			2.0	6.667	24	3.2	10.634	26		29.068	30	
56	Liza	Hadley	Cambridge	WAG-Cambridge	WAG Gr2	10.234	49	0.0	0.000			2.5	8.767	13	2.5	10.000	40 =		29.001	31	
39	Mia	Conradi	Nottingham	WAG-Nottingham	WAG Gr2	11.267	32	0.0	0.000			2.2	7.567	23	3.4	9.834	45		28.668	32	
61	Elena-Andreea	Digniri	Brighton	WAG-Brighton	WAG Gr2	9.967	51	0.0	0.000			2.4	8.234	18	3.4	10.334	33		28.535	33	
73	Ellie	Jarvis	Loughborough	WAG-Loughborough	WAG Gr2	11.034	38 =	0.0	0.000			2.6	7.967	20	2.4	9.467	52		28.468	34	
22	Eve	Linfoot	East Anglia	WAG-East Anglia	WAG Gr2	11.367	29	2.3	6.900	22		0.0	0.000		2.9	9.667	49		27.934	35	
45	Diamond	Dill	Cardiff Met	WAG-Cardiff Met	WAG Gr2	11.700	15 =	0.0	0.000			2.0	7.667	21	1.9	8.500	58		27.867	36	
4	Laura	Vahey	Nottingham	WAG-Nottingham	WAG Gr2	10.900	42	2.6	6.400	23		0.0	0.000		2.9	10.034	39		27.334	37	
37	Georgina	Middleton	Nottingham	WAG-Nottingham	WAG Gr2	11.300	31	0.0	0.000			2.2	5.734	25	2.6	10.000	40 =		27.034	38	
41	Ellie	Lavy	Edinburgh	WAG-Edinburgh	WAG Gr2	10.767	43	0.0	0.000			2.3	4.467	28	3.2	11.067	20 =		26.301	39	
70	Isobel	Lee	Leeds	WAG-Leeds	WAG Gr2	11.134	35 =	0.0	0.000			2.2	4.800	27	3.0	9.934	44		25.868	40	
3	Hannah	Chambers	Nottingham	WAG-Nottingham	WAG Gr2	10.200	50	1.5	5.500	25		0.0	0.000		3.4	10.000	40 =		25.700	41	
55	Alexane	Bleunven	Cambridge	WAG-Cambridge	WAG Gr2	9.867	53	0.0	0.000			1.2	5.267	26	1.9	9.534	51		24.668	42	
75	Rosa	Ironmonger	Loughborough	WAG-Loughborough	WAG Gr2	12.100	8	0.0	0.000			1.6	3.700	31	2.9	8.700	56		24.500	43	
14	Ruby	Blake	Loughborough	WAG-Loughborough	WAG Gr2	11.067	37	4.0	9.067	13		0.0	0.000		2.0	4.300	66		24.434	44	
42	Anna	Röthig	Edinburgh	WAG-Edinburgh	WAG Gr2	11.034	38 =	0.0	0.000			1.8	2.667	34	3.1	10.300	34		24.001	45	
68	Olivia	Robson	Birmingham	WAG-Birmingham	WAG Gr2	10.434	47	0.0	0.000			1.1	3.434	32	2.9	9.767	46		23.635	46	
53	Olivia	Allen	Oxford	WAG-Oxford	WAG Gr2	10.334	48	0.0	0.000			1.8	3.134	33	1.9	9.200	54		22.668	47	
63	Chandra	Bhamidimarri	Birmingham	WAG-Birmingham	WAG Gr2	11.567	23	0.0	0.000			0.0	0.000		3.6	11.067	20 =		22.634	48	
49	Sophie	Dale	East Anglia	WAG-East Anglia	WAG Gr2	11.400	28	0.0	0.000			0.0	0.000		3.2	10.434	29		21.834	49	
76	Ami	Richardson	Loughborough	WAG-Loughborough	WAG Gr2	12.034	9 =	0.0	0.000			0.0	0.000		2.7	9.700	48		21.734	50	
44	Abbie	Moore	Cardiff Met	WAG-Cardiff Met	WAG Gr2	11.334	30	0.0	0.000			0.0	0.000		2.1	9.334	53		20.668	51	
2	Lauren	Kerr	Glasgow	WAG-Glasgow	WAG Gr2	10.567	45	1.4	3.700	27		0.0	0.000		2.8	5.234	61		19.501	52	
57	Beatrice	Cheng Wing Sum	King's College	WAG-King's College	WAG Gr2	10.600	44	0.0	0.000			2.1	4.134	30	1.9	4.667	62 =		19.401	53	
17	Rebekah	Mcmanus	Loughborough	WAG-Loughborough	WAG Gr2	0.000		2.6	8.934	15 =		0.0	0.000		4.0	10.400	30 =		19.334	54	
30	Olivia	Han	Portsmouth	WAG-Portsmouth	WAG Gr2	0.000		1.5	6.200	24		1.8	4.267	29	3.1	8.634	57		19.101	55	
16	Orlagh	Wright	Loughborough	WAG-Loughborough	WAG Gr2	0.000		1.6	8.934	15 =		0.0	0.000		1.9	9.734	47		18.668	56	
54	Susanna	Pahl	Oxford	WAG-Oxford	WAG Gr2	9.900	52	0.0	0.000			1.0	1.000	36	1.5	5.367	60		16.267	57	
33	Miriam	Alsop	Oxford	WAG-Oxford	WAG Gr2	0.000		0.8	4.134	26		1.1	2.500	35	1.7	6.967	59		13.601	58	
62	Kaci	Lette	Brighton	WAG-Brighton	WAG Gr2	0.000		0.0	0.000			2.1	8.667	14 =	1.9	4.167	67		12.834	59	
46	Maddie	Boyce	Cardiff Met	WAG-Cardiff Met	WAG Gr2	0.000		0.0	0.000			0.0	0.000		1.7	11.700	8		11.700	60	
12	Jessica	Boult	Leeds	WAG-Leeds	WAG Gr2	11.134	35 =	0.0	0.000			0.0	0.000		0.0	0.000			11.134	61	

2023 BUCS

Womens Gymnastics

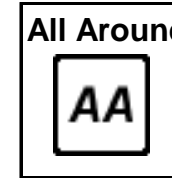
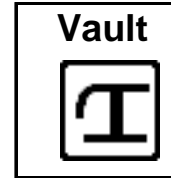


Vault 	Bars 	Beam 	Floor 	All Around
------------------	-----------------	-----------------	------------------	-----------------------

58	Jing	Hoi Chan	King's College	WAG-King's College	WAG Gr2	0.000			0.0	0.000		0.0	0.000		2.5	9.967	43		9.967	62	
28	Elise-Joy	Frostman	Oxford Brookes	WAG-Oxford Brookes	WAG Gr2	0.000			0.2	0.200	28	0.0	0.000		1.7	8.900	55		9.100	63	
60	Kelsey	Mcmaster	Glasgow	WAG-Glasgow	WAG Gr2	0.000			0.0	0.000		0.8	0.800	37	1.7	4.634	64		5.434	64	
26	Isabel	Grant	Portsmouth	WAG-Portsmouth	WAG Gr2	0.000			0.0	0.000		0.0	0.000		1.7	4.667	62	=	4.667	65	
48	Jordyn	Carter	Robert Gordon	WAG-Robert Gordon	WAG Gr2	0.000			0.0	0.000		0.0	0.000		1.2	4.400	65		4.400	66	

2023 BUCS

Womens Gymnastics

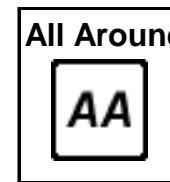
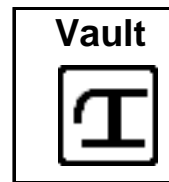
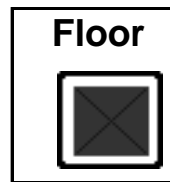


WAG Gr3

No	Name	Club	Comp	D	FX		D	VTB		AA		
117	Emily	Travis	Liverpool	WAG Gr3	4.6	12.800	1		11.734	2 =	24.534	1
146	Rachel	Hilton	Newcastle	WAG Gr3	4.4	12.534	4		11.700	4 =	24.234	2
156	Ffion	Evans	Cardiff Met	WAG Gr3	4.3	12.400	5		11.700	4 =	24.100	3
98	Caitlin	Flynn	UCL	WAG Gr3	4.5	12.300	7		11.500	8	23.800	4 =
143	Ujanah	Ofuyaekpone-Shombe	Nottingham	WAG Gr3	4.4	12.100	14		11.700	4 =	23.800	4 =
108	Caitlin	Mcdougall	Edinburgh	WAG Gr3	4.0	12.134	12 =		11.467	9	23.601	5
158	Chelsea	Pledge	Loughborough	WAG Gr3	4.4	12.667	2		10.867	20 =	23.534	6
154	Abigail	Protheroe	Leeds Beckett	WAG Gr3	4.3	11.767	19		11.734	2 =	23.501	7
148	Holly	Murphy	Birmingham	WAG Gr3	4.2	12.334	6		11.100	12 =	23.434	8 =
159	Katie	Parkin	Loughborough	WAG Gr3	4.4	12.634	3		10.800	22	23.434	8 =
150	Anjali	Verma	East Anglia	WAG Gr3	4.3	12.267	9		11.100	12 =	23.367	9
111	Jenny	Francklin	UWE	WAG Gr3	4.2	12.300	8		11.000	14 =	23.300	10
118	Isabella	Wilkinson	Liverpool	WAG Gr3	4.4	11.000	33		12.134	1	23.134	11
157	Lexi	O'Sullivan	Cardiff Met	WAG Gr3	3.8	11.434	25 =		11.634	7	23.068	12
141	Tianee	Adams-Downie	Portsmouth	WAG Gr3	3.9	12.234	10		10.767	23 =	23.001	13
162	Luna	Mono	King's College	WAG Gr3	4.1	12.067	15		10.900	17 =	22.967	14
101	Kira	Patel	Oxford	WAG Gr3	4.1	12.167	11		10.767	23 =	22.934	15
114	Alice	Fisher	Liverpool John Moores	WAG Gr3	4.1	11.500	22 =		11.334	10	22.834	16
155	Laura	Clemen	Leeds Beckett	WAG Gr3	3.9	11.834	17 =		10.900	17 =	22.734	17
113	Ella	Bayazit	St Andrews	WAG Gr3	3.9	11.434	25 =		11.200	11	22.634	18
153	Sarah	Ahmad Azhar	Leeds	WAG Gr3	4.2	12.134	12 =		10.367	30	22.501	19
152	Veronica	Lee	Leeds	WAG Gr3	4.1	11.667	21		10.700	25 =	22.367	20
110	Millie	Southon	Durham	WAG Gr3	3.5	11.367	27		10.934	16	22.301	21
147	Taylor	Ingham	Newcastle	WAG Gr3	4.1	11.867	16		10.334	31 =	22.201	22
144	Chloe	Cuddy	Nottingham Trent	WAG Gr3	4.3	11.834	17 =		10.334	31 =	22.168	23
109	Grace	Williams	Edinburgh	WAG Gr3	4.1	11.500	22 =		10.667	27	22.167	24
149	Kiera	Colquhoun	Birmingham	WAG Gr3	4.0	11.200	31		10.900	17 =	22.100	25
116	Holly	King	Kent	WAG Gr3	4.2	11.267	28 =		10.634	28	21.901	26
142	Julia	Skrzypon	Portsmouth	WAG Gr3	3.4	11.267	28 =		10.600	29	21.867	27
115	Nicole	Richardson	Liverpool John Moores	WAG Gr3	3.3	10.800	34		10.867	20 =	21.667	28

2023 BUCS

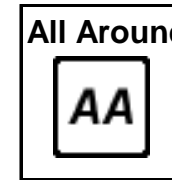

Womens Gymnastics



160	Kaitlyn	Whitsitt	Glasgow	WAG Gr3	3.6	11.467	24		10.100	34		21.567	29	
112	Rosie	Powell	UWE	WAG Gr3	4.3	11.200	30		10.200	33		21.400	30	
105	Kayleigh	Ganney	Surrey	WAG Gr3	3.4	11.034	32		9.900	36		20.934	31	
103	Evelyn	Surman	Cambridge	WAG Gr3	3.3	10.600	35		9.467	39		20.067	32	
163	Assia	Janjua	King's College	WAG Gr3	3.1	9.000	41		11.000	14 =		20.000	33	
97	Nikoleta	Kotecha	UCL	WAG Gr3	3.3	10.367	36		9.600	38		19.967	34	
100	Morgan	Frost	Oxford Brookes	WAG Gr3	3.6	10.200	37		9.634	37		19.834	35	
99	Benedetta	Mussati	Oxford	WAG Gr3	2.9	9.467	39 =		9.967	35		19.434	36	
145	Frances	Drabble	Nottingham	WAG Gr3	2.8	8.700	42		10.700	25 =		19.400	37	
102	Amber	Taylor	Cambridge	WAG Gr3	3.4	9.467	39 =		9.467	40		18.934	38	
107	Beth	Jeffery	Southampton	WAG Gr3	3.6	11.700	20		0.000			11.700	39	
104	Ella	Jefferson-Brain	Surrey	WAG Gr3	4.2	9.967	38		0.000			9.967	40	

2023 BUCS

Womens Gymnastics


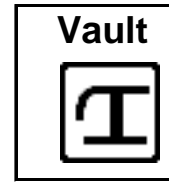


WAG Gr4

No	Name	Club	Comp	D	FX			VTB		AA	
129	Holly	Howard	UWE	WAG Gr4	4.7	13.100	1	11.600	10 =	24.700	1
130	Zoe	Bradford	Edinburgh	WAG Gr4	4.7	13.034	2	11.534	13	24.568	2
183	Helena	Rouse	Cardiff Met	WAG Gr4	4.4	12.134	8	12.100	1 =	24.234	3
182	Eleanor	Clark	Leeds Beckett	WAG Gr4	4.4	12.734	3	11.400	18	24.134	4 =
179	Emily	Bomphrey	Leeds	WAG Gr4	4.6	12.034	10	12.100	1 =	24.134	4 =
180	Lucy	Monk	Leeds	WAG Gr4	4.4	12.400	4	11.667	8 =	24.067	5
139	Xiao	Wu	Liverpool	WAG Gr4	4.7	12.100	9	11.867	6	23.967	6
177	Ellie	Christensen	Leeds	WAG Gr4	4.8	12.200	7	11.467	15	23.667	7
174	Kim	Barton	Nottingham	WAG Gr4	4.4	11.700	12 =	11.934	4	23.634	8
171	Irisz	Kalman	Portsmouth	WAG Gr4	4.5	12.334	6	11.134	21 =	23.468	9
124	Keira	Kerse	UCL	WAG Gr4	4.5	12.000	11	11.434	16 =	23.434	10
185	Rachel	Farrin	Cardiff Met	WAG Gr4	4.9	12.367	5	11.034	24	23.401	11
176	Vik	Zame	Leeds	WAG Gr4	4.4	11.634	14	11.667	8 =	23.301	12
137	Katie	Hy	Durham	WAG Gr4	4.3	11.300	18 =	11.900	5	23.200	13 =
138	Bella	Place	Liverpool	WAG Gr4	4.2	11.700	12 =	11.500	14	23.200	13 =
127	Keona	Tin Sum Ng	UCL	WAG Gr4	4.2	11.534	15	11.600	10 =	23.134	14
136	Abbie	Doherty	Durham	WAG Gr4	4.4	11.300	18 =	11.567	12	22.867	15
135	Hannah	Edwards	St Andrews	WAG Gr4	4.0	11.034	23	11.767	7	22.801	16
122	Olivia	Batten	Southampton	WAG Gr4	4.0	11.267	20	11.434	16 =	22.701	17
178	Elodie	Osborn	Leeds	WAG Gr4	4.3	11.500	16 =	11.134	21 =	22.634	18
169	Lily	Scully	Portsmouth	WAG Gr4	3.6	11.200	21	11.234	20	22.434	19
131	Melissa	Small	Edinburgh	WAG Gr4	4.0	11.100	22	11.000	25	22.100	20
172	Charlotte	Keefe	Nottingham	WAG Gr4	3.9	10.034	27	12.000	3	22.034	21
134	Anna	Pedley	Edinburgh	WAG Gr4	4.3	11.500	16 =	10.367	33 =	21.867	22
121	Zoë	Head	Surrey	WAG Gr4	3.8	10.434	25	11.100	23	21.534	23
168	Leah	Lewis	Portsmouth	WAG Gr4	3.8	10.834	24	10.500	32	21.334	24
184	Frayah	Dursley	Cardiff Met	WAG Gr4	3.7	10.434	26	10.567	31	21.001	25
128	Abiola	Ogbara	Cambridge	WAG Gr4	3.8	9.834	30	10.900	28	20.734	26
132	Zara	Rowe	Edinburgh	WAG Gr4	3.7	9.900	29	10.700	30	20.600	27
123	Ella	Brodie	Oxford Brookes	WAG Gr4	3.9	9.034	37	11.267	19	20.301	28

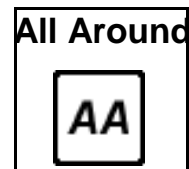
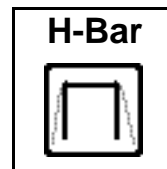

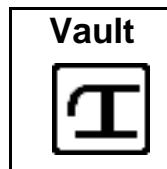
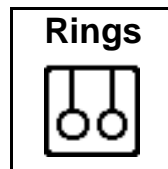
2023 BUCS

Womens Gymnastics



120	Sophie	Warrener	Surrey	WAG Gr4	3.4	9.167	34		10.934	27		20.101	29	=	
173	Emma	Cantello	Nottingham	WAG Gr4	3.0	9.134	35		10.967	26		20.101	29	=	
164	Aneesah	Ali	Portsmouth	WAG Gr4	3.0	9.200	33		10.867	29		20.067	30		
167	Ellen	Herring	Portsmouth	WAG Gr4	4.2	9.667	32		10.367	33	=	20.034	31		
125	Mia	Chai	UCL	WAG Gr4	3.0	9.734	31		9.934	39		19.668	32		
126	Rebecca	Judge	UCL	WAG Gr4	3.1	10.000	28		9.567	41		19.567	33		
186	Julia	Lin	Imperial	WAG Gr4	3.9	9.067	36		10.034	37	=	19.101	34		
133	Kayla	Petry	Edinburgh	WAG Gr4	3.3	8.734	39		10.334	35		19.068	35		
181	Nicole	Kubiena	Leeds	WAG Gr4	2.9	8.934	38		10.034	37	=	18.968	36		
166	Chloe	Mathias	Portsmouth	WAG Gr4	3.2	8.334	41		10.300	36		18.634	37		
119	Maddie	Briant	Surrey	WAG Gr4	3.8	8.634	40		9.900	40		18.534	38		
187	Sarah	Poli	Imperial	WAG Gr4	1.9	5.400	42		9.234	42		14.634	39		

2023 BUCS MAG



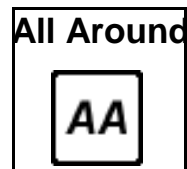
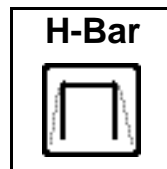
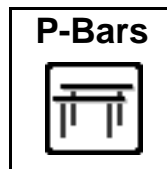
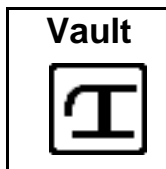
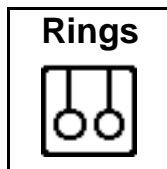

MAG Gr1

No	Name	Club	Team	Comp	D	FX		D	PH		D	SR		D	VTB		D	PB		D	HB		AA		
237	Sam	Mostowfi	Nottingham	MAG-Nottingham	MAG Gr1	5.6	14.000	2	4.1	12.350	6	4.4	12.650	3	5.2	14.050	3	5.5	13.400	2	4.7	13.300	1	79.750	1
230	Luke	Whitehouse	Leeds Beckett	MAG-Leeds Beckett	MAG Gr1	5.7	13.400	3	4.5	12.950	4	4.9	12.900	2	5.2	14.400	2	5.6	14.000	1	4.8	11.550	5	79.200	2
234	Fin	Morgan	Portsmouth	MAG-Portsmouth	MAG Gr1	4.8	12.350	7	4.5	12.000	8	4.0	13.100	1	4.8	13.750	5	3.8	13.200	3	3.4	11.450	6	75.850	3
227	Ares	Federici	Leeds Beckett	MAG-Leeds Beckett	MAG Gr1	6.2	14.050	1	4.5	11.850	10	4.1	12.050	10	5.6	14.650	1	4.6	9.950	14	4.6	12.400	2	74.950	4
229	Jake	Johnson	Leeds Beckett	MAG-Leeds Beckett	MAG Gr1	4.8	11.800	9	5.1	13.550	2	3.8	12.400	6	4.0	12.850	9	4.2	13.000	4	2.7	10.250	10	73.850	5
231	Michael	O'Neill	St Mary's	MAG-St Mary's	MAG Gr1	4.1	12.950	5	4.2	12.550	5	3.8	12.500	4	1.6	11.050	12	3.6	12.750	6	3.2	11.950	4	73.750	6
228	Henry	Lewis	Leeds Beckett	MAG-Leeds Beckett	MAG Gr1	5.1	10.900	11	4.1	12.000	8	3.7	11.600	11	5.2	13.500	7	3.7	12.700	8	2.5	11.150	7	71.850	7
242	Clayton	Bell	Coventry	MAG-Coventry	MAG Gr1	5.4	12.450	6	4.5	9.600	13	4.1	12.450	5	4.8	14.000	4	5.2	12.750	6	4.6	10.400	9	71.650	8
239	Thomas	Roberts	Essex	MAG-Essex	MAG Gr1	4.4	11.550	10	4.6	9.700	12	4.5	12.250	8	4.0	13.450	8	4.1	12.950	5	2.8	9.950	11	69.850	9
233	Daniel	Mock	Portsmouth	MAG-Portsmouth	MAG Gr1	3.9	12.100	8	3.5	6.400	14	3.4	11.300	12	4.0	13.600	6	3.1	11.300	12	2.8	10.650	8	65.350	10
244	Dan	Smyllie	Birmingham City	MAG-Birmingham City	MAG Gr1	0.0	0.000	13	4.1	11.100	11	4.1	11.150	13	4.0	12.850	9	3.6	12.600	9	3.0	9.900	12	57.600	11
232	Colton	Dudley	Imperial	MAG-Imperial	MAG Gr1	3.8	12.950	4	4.1	13.700	1	3.1	12.150	9	0.0	0.000	14	2.9	12.550	10	0.0	0.000	14	51.350	12
236	Euan	Cox	Nottingham	MAG-Nottingham	MAG Gr1	0.0	0.000	13	4.1	12.350	6	5.0	12.350	7	0.0	0.000	14	5.2	12.150	11	4.6	12.300	3	49.150	13
226	Alexander	Balfe	Leeds Beckett	MAG-Leeds Beckett	MAG Gr1	2.9	10.600	12	2.3	2.600	15	2.3	3.550	15	4.0	12.350	11	2.4	11.000	13	1.9	6.700	13	46.800	14
240	Ewan	McIlraith	Loughborough	MAG-Loughborough	MAG Gr1	0.0	0.000	13	0.0	0.000	16	2.5	4.350	14	2.2	9.700	13	2.2	6.550	15	0.0	0.000	14	20.600	15
243	Pawel	Kaskow	Coventry	MAG-Coventry	MAG Gr1	0.0	0.000	13	4.1	13.050	3	0.0	0.000	16	0.0	0.000	14	0.0	0.000	16	0.0	0.000	14	13.050	16

2023 BUCS MAG

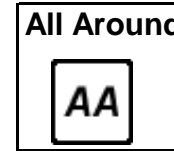



MAG Gr2



No	Name	Club	Team	Comp	D	FX		D	PH		D	SR		D	VTB		D	PB		D	HB		AA		
188	David	Craven	Oxford	MAG-Oxford	MAG Gr2		10.750	15	0.0	0.000	9 =	2.4	10.900	7	3.2	11.650	4	2.6	11.600	1	0.0	0.000	4 =	44.900	1
223	Jack	Oakes	Loughborough	MAG-Loughborough	MAG Gr2		11.500	9 =	0.0	0.000	9 =	1.8	10.300	14	3.2	11.800	3	2.7	11.200	2	0.0	0.000	4 =	44.800	2
204	Kieran	Craig	Nottingham	MAG-Nottingham	MAG Gr2		11.800	6	0.0	0.000	9 =	1.9	10.350	13	3.2	11.900	2	2.5	10.300	9 =	0.0	0.000	4 =	44.350	3
205	Leo	Andrews	Nottingham Trent	MAG-Nottingham Trent	MAG Gr2		11.050	11	0.0	0.000	9 =	2.7	11.200	5	2.2	10.850	13 =	2.7	10.900	5	0.0	0.000	4 =	44.000	4
213	Lewis	Walker	Oxford	MAG-Oxford	MAG Gr2		11.750	7	0.0	0.000	9 =	0.0	0.000	24 =	1.6	11.050	9	2.6	10.800	6	2.0	10.300	1	43.900	5
217	Harvey	Klyne	Cambridge	MAG-Cambridge	MAG Gr2		10.950	12 =	0.0	0.000	9 =	2.5	10.950	6	1.6	10.450	19 =	2.4	11.150	3	0.0	0.000	4 =	43.500	6
206	Dominic	Jaunzens	Nottingham Trent	MAG-Nottingham Trent	MAG Gr2		10.500	18 =	0.0	0.000	9 =	1.9	10.600	9 =	2.4	11.100	7 =	2.6	11.050	4	0.0	0.000	4 =	43.250	7
207	Gus	Northfield	Loughborough	MAG-Loughborough	MAG Gr2		12.050	4	2.5	9.550	4	0.0	0.000	24 =	2.4	11.250	6	2.9	10.300	9 =	0.0	0.000	4 =	43.150	8
219	Chris	Marfell	Loughborough	MAG-Loughborough	MAG Gr2		12.100	2	0.0	0.000	9 =	1.8	8.500	19	4.0	12.500	1	2.2	9.750	14	0.0	0.000	4 =	42.850	9
218	Benjamin	Timmins	Cambridge	MAG-Cambridge	MAG Gr2		10.950	12 =	0.0	0.000	9 =	1.9	11.200	4	2.2	10.750	16	2.5	9.850	13	0.0	0.000	4 =	42.750	10
195	Will	Mccaffery	Oxford	MAG-Oxford	MAG Gr2		10.800	14	2.6	9.600	3	2.5	11.450	2	0.0	0.000	28 =	3.2	10.650	7	0.0	0.000	4 =	42.500	11
197	Chris	O'Shea	Loughborough	MAG-Loughborough	MAG Gr2		0.000	30 =	2.8	9.650	1	2.5	10.800	8	2.2	10.950	11	2.7	10.300	11	0.0	0.000	4 =	41.700	12
189	Ben	Howell	Oxford	MAG-Oxford	MAG Gr2		10.600	17	0.0	0.000	9 =	3.6	11.700	1	1.6	9.400	27	2.6	9.950	12	0.0	0.000	4 =	41.650	13
222	Jake	Rollings	Loughborough	MAG-Loughborough	MAG Gr2		10.400	20	0.0	0.000	9 =	2.0	10.400	12	1.6	11.300	5	2.4	8.750	16	0.0	0.000	4 =	40.850	14
225	Joe	Butler	Leeds	MAG-Leeds	MAG Gr2		11.600	8	0.0	0.000	9 =	2.0	10.250	15	1.8	10.800	15	2.4	7.750	18	0.0	0.000	4 =	40.400	15
208	James	Chan	Loughborough	MAG-Loughborough	MAG Gr2		10.250	21	1.7	7.200	6	0.0	0.000	24 =	2.0	10.850	13 =	2.7	10.500	8	0.0	0.000	4 =	38.800	16 =
201	Stephen	Holmes	Birmingham	MAG-Birmingham	MAG Gr2		8.950	26	0.0	0.000	9 =	2.1	10.600	9 =	1.6	9.800	24 =	2.0	9.450	15	0.0	0.000	4 =	38.800	16 =
193	Wen	Hao Kho	Oxford	MAG-Oxford	MAG Gr2		8.100	28	1.6	9.150	5	2.7	10.500	11	1.6	10.350	21	0.0	0.000	22 =	0.0	0.000	4 =	38.100	17
200	Ethan	Betty	Southampton	MAG-Southampton	MAG Gr2		10.650	16	0.0	0.000	9 =	1.4	10.100	16	1.6	10.450	19 =	1.3	2.850	21	0.0	0.000	4 =	34.050	18 =
214	Alex	Koziell-Pipe	Oxford	MAG-Oxford	MAG Gr2		9.500	24	1.6	9.650	1	0.0	0.000	24 =	0.0	0.000	28 =	2.5	7.900	17	1.3	7.000	2	34.050	18 =
221	Jack	Sumpter	Loughborough	MAG-Loughborough	MAG Gr2		9.750	23	0.0	0.000	9 =	1.7	9.100	18	1.6	10.000	23	0.0	0.000	22 =	0.0	0.000	4 =	28.850	19 =
202	Max	Todd	East Anglia	MAG-East Anglia	MAG Gr2		10.500	18 =	0.0	0.000	9 =	1.7	7.650	21	2.2	10.700	17	0.0	0.000	22 =	0.0	0.000	4 =	28.850	19 =
215	Andrew	Benstead	St Andrews	MAG-St Andrews	MAG Gr2		9.200	25	1.9	6.000	7	0.0	0.000	24 =	1.6	9.800	24 =	0.0	0.000	22 =	1.6	3.200	3	28.200	20
209	Filip	Poczatek	Loughborough	MAG-Loughborough	MAG Gr2		12.800	1	0.0	0.000	9 =	0.0	0.000	24 =	1.8	10.950	10	0.0	0.000	22 =	0.0	0.000	4 =	23.750	21
210	Joshua	Ashman	Loughborough	MAG-Loughborough	MAG Gr2		12.050	3	0.0	0.000	9 =	0.0	0.000	24 =	2.4	11.100	7 =	0.0	0.000	22 =	0.0	0.000	4 =	23.150	22
211	Ed	Young	Cardiff Met	MAG-Cardiff Met	MAG Gr2		11.850	5	0.0	0.000	9 =	0.0	0.000	24 =	1.8	10.850	12	0.0	0.000	22 =	0.0	0.000	4 =	22.700	23
194	Edward	Yarrow	Oxford	MAG-Oxford	MAG Gr2		8.050	29	0.8	2.200	8	2.9	6.600	23	0.0	0.000	28 =	1.9	5.550	19	0.0	0.000	4 =	22.400	24
212	Ziray	Maximilian Lin	Oxford	MAG-Oxford	MAG Gr2		11.500	9 =	0.0	0.000	9 =	0.0	0.000	24 =	1.6	10.300	22	0.0	0.000	22 =	0.0	0.000	4 =	21.800	25
203	Isaac	Broadhurst	East Anglia	MAG-East Anglia	MAG Gr2		10.150	22	0.0	0.000	9 =	0.0	0.000	24 =	1.8	10.500	18	0.0	0.000	22 =	0.0	0.000	4 =	20.650	26
224	Rob	Scott	Cardiff Met	MAG-Cardiff Met	MAG Gr2		8.900	27	0.0	0.000	9 =	2.8	11.350	3	0.0	0.000	28 =	0.0	0.000	22 =	0.0	0.000	4 =	20.250	27
220	Finley	Tew	Loughborough	MAG-Loughborough	MAG Gr2		0.000	30 =	0.0	0.000	9 =	2.0	8.300	20	1.6	9.550	26	0.0	0.000	22 =	0.0	0.000	4 =	17.850	28
198	Jez	O'Donnell	Southampton	MAG-Southampton	MAG Gr2		0.000	30 =	0.0	0.000	9 =	1.9	7.500	22	0.0	0.000	28 =	1.2	3.550	20	0.0	0.000	4 =	11.050	29
196	Lucas	Perry	Loughborough	MAG-Loughborough	MAG Gr2		0.000	30 =	0.0	0.000	9 =	3.2	10.000	17	0.0	0.000	28 =	0.0	0.000	22 =	0.0	0.000	4 =	10.000	30

2023 BUCS MAG



MAG Gr3

No	Name	Club	Comp	FX		D	VTB		AA		
285	Andrew	Jones	Portsmouth	MAG Gr3	12.600	3	3.0	12.600	1	25.200	1
249	Kyle	Davidson	Imperial	MAG Gr3	12.800	2	3.0	12.300	2 =	25.100	2
258	Daniel	Smith	Newcastle	MAG Gr3	12.500	4	3.0	12.300	2 =	24.800	3
260	William	Gillis	Newcastle	MAG Gr3	12.400	5	3.0	12.300	2 =	24.700	4 =
254	Jayden	Fairmaner	East Anglia	MAG Gr3	12.900	1	2.4	11.800	5	24.700	4 =
283	Jason	Robson	Loughborough	MAG Gr3	12.200	6	2.4	11.450	10 =	23.650	5 =
252	Andrew	Linz	St Andrews	MAG Gr3	12.100	7	2.4	11.550	7	23.650	5 =
263	Nathan	Arbuckle	Kent	MAG Gr3	11.950	8	2.4	11.500	8 =	23.450	6
289	Thomas	March	Leeds Beckett	MAG Gr3	11.600	11	2.4	11.250	16 =	22.850	7
248	Gustavo	Chaparro Maldonado	Imperial	MAG Gr3	11.750	9	1.6	10.900	24	22.650	8
291	Marcus	Blowers	Nottingham	MAG Gr3	11.200	14	2.4	11.250	16 =	22.450	9
255	Daniel	Poller	Southampton	MAG Gr3	11.300	12	2.4	11.100	20	22.400	10 =
288	Morgan	Enticknap	Leeds	MAG Gr3	11.250	13	2.4	11.150	18 =	22.400	10 =
253	Joshua	Grosskelwing	Glasgow	MAG Gr3	10.450	25	2.4	11.650	6	22.100	11
268	Ethan	Johnson	Cambridge	MAG Gr3	10.900	19	2.4	11.150	18 =	22.050	12
277	Dylan	Wagner	UCL	MAG Gr3	10.950	17	2.4	11.050	21	22.000	13 =
265	Gregor	Rowley	Edinburgh	MAG Gr3	10.550	24	3.0	11.450	12	22.000	13 =
281	Theodore	Russell	Durham	MAG Gr3	11.100	15	1.6	10.700	29	21.800	14
271	Matthew	Harris-Pernet	Birmingham	MAG Gr3	10.300	27	2.4	11.400	13 =	21.700	15
264	Aaron	Walker	Edinburgh	MAG Gr3	11.700	10	1.2	9.900	37	21.600	16
250	Nicholas	Fry	Imperial	MAG Gr3	10.650	20 =	2.4	10.850	25	21.500	17
273	Zhilin	Su	Birmingham	MAG Gr3	10.650	20 =	1.6	10.800	26	21.450	18 =
278	Hanafie	Uwais	UCL	MAG Gr3	10.000	29	2.4	11.450	10 =	21.450	18 =
276	Robert	Simpson	Oxford	MAG Gr3	10.350	26	1.6	11.050	22 =	21.400	19
269	Harrison	Silver	Cambridge	MAG Gr3	10.600	22 =	2.4	10.750	27 =	21.350	20 =
267	Thomas	Chung	Edinburgh	MAG Gr3	11.000	16	1.6	10.350	32	21.350	20 =
270	Ben	Wilkinson	Birmingham	MAG Gr3	9.950	30	2.4	11.300	15	21.250	21 =
262	Gary	Harding	Kent	MAG Gr3	10.200	28	1.6	11.050	22 =	21.250	21 =
266	Seol	Dobson-Allam	Edinburgh	MAG Gr3	10.900	18	2.4	10.300	33	21.200	22
290	Benjamin	Want	Nottingham	MAG Gr3	9.550	31	2.4	11.500	8 =	21.050	23
280	Leonardo	Luciano	UCL	MAG Gr3	10.600	22 =	2.4	10.100	34	20.700	24
259	Toby	Bolano Myers	Newcastle	MAG Gr3	9.400	33	1.6	10.750	27 =	20.150	25
282	Ian	Kramer	Loughborough	MAG Gr3	8.350	34	2.4	11.400	13 =	19.750	26
287	Bruce	Ng	Leeds	MAG Gr3	9.500	32	1.6	10.100	35	19.600	27
246	Alfred	Riddell	Imperial	MAG Gr3	8.050	35	1.6	10.600	30	18.650	28
247	Freddie	Wright	Imperial	MAG Gr3	7.700	37	2.4	10.550	31	18.250	29
257	Zain	Shahid	King's College	MAG Gr3	7.880	36	1.2	10.050	36	17.930	30

BUCS 2023 WAG Team Competition

	Team	Points	1	2	3	4
1	WAG-Loughborough	258	Tara Donnelly - 69-44.835	Holly Curran - 66-43.168	Annabelle Vorster - 62-40.602	Natalie Moger - 61-39.168
2	WAG-Nottingham	238	Abigail Virgo - 67-43.835	Louise Akers - 65-42.735	Eleanor Vine - 59-37.868	Emily Chrzan - 47-33.801
3	WAG-Cardiff Met	173	Abbie Godsall - 57-36.835	Rushani Arumugham - 55-33.335	Ella Hartwell - 44-33.334	Diamond Dill - 17-27.867
4	WAG-Birmingham	156	Liliana Moring - 46-33.568	Ellen Donaldson - 38-32.635	Bethany Richman - 37-31.867	Hannah Wedgwood - 35-31.401
5	WAG-East Anglia	143	Hattie Ebbage - 49-34.335	Daisy Hilder - 39-32.668	Lauren Colquhoun - 31-30.567	Heather Nixey - 24-29.134
6	WAG-King's College	128	Olivia Essex - 64-41.235	Nina Estermann - 34-31.301	Natalya Helvadjan Williams - 26-29.601	Beatrice Cheng Wing Sum - 4-19.401
7	WAG-Newcastle	124	Harriet Clifford - 51-34.602	Olivia Clark-Neufville - 45-33.334	Felicity Crompton - 28-30.134	
8	WAG-Southampton	98	Emily Burke - 68-44.502	Karley Moreton - 30-30.334		
9	WAG-Portsmouth	73	Molly Robson - 43-33.034	Lydia Sellen - 27-29.801	Olivia Han - 3-19.101	
10	WAG-Oxford	72	Lucy Buchanan - 63-40.767	Olivia Allen - 6-22.668	Susanna Pahl - 2-16.267	Miriam Alsop - 1-13.601
11	WAG-Brighton	53	Freya Collard - 33-30.801	Elena-Andreea Digniri - 20-28.535		
12	WAG-Edinburgh	45	Mayyah Noorullah - 23-29.068	Ellie Lavy - 14-26.301	Anna Röthig - 8-24.001	
13	WAG-Glasgow	41	Grace Farthing - 36-31.468	Lauren Kerr - 5-19.501		
14	WAG-Cambridge	33	Liza Hadley - 22-29.001	Alexane Bleunven - 11-24.668		

BUCS 2023 MAG Team Competition

	Team	Points	1	2	3	4
1	MAG-Leeds Beckett	118	Luke Whitehouse - 32-79.2	Ares Federici - 30-74.95	Jake Johnson - 29-73.85	Henry Lewis - 27-71.85
2	MAG-Oxford	62	David Craven - 22-44.9	Lewis Walker - 18-43.9	Will Mccaffery - 12-42.5	Ben Howell - 10-41.65
3	MAG-Loughborough	61	Jack Oakes - 21-44.8	Gus Northfield - 15-43.15	Chris Marfell - 14-42.85	Chris O'Shea - 11-41.7
4	MAG-Portsmouth	55	Fin Morgan - 31-75.85	Daniel Mock - 24-65.35		
5	MAG-Nottingham	53	Sam Mostowfi - 33-79.75	Kieran Craig - 20-44.35		
6	MAG-Nottingham Tren	35	Leo Andrews - 19-44	Dominic Jaunzens - 16-43.25		
7	MAG-Cambridge	30	Harvey Klyne - 17-43.5	Benjamin Timmins - 13-42.75		