

# British Universities & Colleges Sport (BUCS)

## Indoor Championships 2025 - Women

### === Slalom - Ski Final - Women ===

#### == Official Ranking ==



#### COMPETITION JURY - ROC

TECHNICAL DELEGATE	DAWE Richard	(GBR)
CHIEF OF RACE.	SHEPHERD Calum	(BUCS)
REFEREE	SPEED Craig	(BUCS)
CHIEF OF COURSE	SnoZone Milton Keynes	(XSC)
RACE SECRETARY	SHEPHERD Calum	(BUCS)

#### WEATHER

CONDITIONS	Dry, Cold
SNOW	Hard
AIR TEMPERATURE	START : -4.0 °C
	FINISH : -4.0 °C

#### Run 1

COURSESETTER	HEPBURN Michael	(SnoZone)
FORERUNNERS	- A - HOLMES Thomas	
COURSE	SnoZone, Milton Keynes	
START	141 m	
FINISH	110 m	
DROP	31 m	
LENGTH	165 m	
HOMOLOGATION	CN CH PS0012/06/18-10-Jun-2028	
GATES	15	
DIRECTIONS	15	
STARTING TIME	0935	

#### Run 2















COURSESETTER	HEPBURN Michael	(SnoZone)
FORERUNNERS	- A - HOLMES Thomas	
COURSE	SnoZone, Milton Keynes	
START	141 m	
FINISH	110 m	
DROP	31 m	
LENGTH	165 m	
HOMOLOGATION	CN CH PS0012/06/18-10-Jun-2028	
GATES	15	
DIRECTIONS	15	
STARTING TIME	1115	

LIST n°2409






F = 730

Number of competitors: 50, Number of NSA: 18

Rank	Bib.	Home Nations	Name	====	University/College	Run 1	Run 2	Time	Gap
1	3	37968	WARNE Charlotte		Cardiff	13.44	13.52	26.96	
2	1	22524	HARRISON Grace		Northampton	13.72	13.95	27.67	0.71
3	5	20618	EAVES Eleanor		Nottingham	13.91	13.92	27.83	0.87
4	4	22937	ALEY Lauren		Loughborough	14.02	14.04	28.06	1.10
5	13	22714	BLOOM Lauren		Keele	14.51	14.40	28.91	1.95
6	2	21580	HOFFMAN Jolie		Exeter	14.26	15.04	29.30	2.34
7	6	25500	MORGAN Anna		Nottingham	14.72	14.99	29.71	2.75
8	56		LAWTON Emma		Liverpool	14.65	15.13	29.78	2.82
9	44		HALL Gemma		Southampton	15.19	15.78	30.97	4.01
10	11	23421	HUGHES Sophie		Nottingham	15.39	15.68	31.07	4.11
11	10	22930	BLACKWELL Lucy		Liverpool	15.17	15.91	31.08	4.12
12	20		BANASZAK Barbara		Oxford	15.70	15.50	31.20	4.24
13	15	24980	KING Grace		Liverpool	15.35	15.86	31.21	4.25
14	31		JEFFERSON Maisie		Liverpool	15.39	16.13	31.52	4.56
15	21		BOTY Nia		Liverpool	16.90	14.71	31.61	4.65
16	53		JENNINGS Alexia		Birmingham	15.83	16.22	32.05	5.09
17	55		STEVENS Ruby		Loughborough	15.60	16.60	32.20	5.24
18	9	26766	JEFFERY Emily		Loughborough	16.07	16.23	32.30	5.34
19	17		HOLT Josie		Loughborough	15.90	16.63	32.53	5.57
20	47		OMEIRA Mayssa		Surrey	15.86	16.68	32.54	5.58
21	34		KEATING Ailsa		Southampton	16.10	16.72	32.82	5.86
22	32		WOOD Caitlin		Sheffield	16.24	16.74	32.98	6.02
23	12	36657	HOWAT Emma		Loughborough	15.91	17.41	33.32	6.36
24	50		CAMERON Emma		Bristol	16.42	17.53	33.95	6.99
25	26		LOHNER-BENSON Catherine		Swansea	16.81	17.45	34.26	7.30
26	16	25103	SMITH Aimee		Birmingham	16.84	17.67	34.51	7.55
27	39		MOWL Selina		Exeter	17.02	17.79	34.81	7.85

Rank	Bib.	Home Nations	Name	====	University/College	Run 1	Run 2	Time	Gap
28	7	22146	HAMBLETON Chloe		Cambridge	17.05	17.77	<b>34.82</b>	7.86
29	51		SMITH Catherine		Surrey	17.18	18.13	<b>35.31</b>	8.35
30	35		PILKINGTON Natasha		Oxford	17.83	17.69	<b>35.52</b>	8.56
31	33		HISCOCK Emily		Bristol	17.84	18.73	<b>36.57</b>	9.61
32	49		AARONS Emilie		Sheffield	17.95	18.82	<b>36.77</b>	9.81
33	41		WARE Isobel		Sheffield	18.11	18.68	<b>36.79</b>	9.83
34	42		SPALTON Grace		Cambridge	18.52	19.23	<b>37.75</b>	10.79
35	22		BACH Izzy		Bristol	19.24	19.91	<b>39.15</b>	12.19
36	29		DOWNEY Lucy		Leeds	18.97	20.46	<b>39.43</b>	12.47
37	58		FARR Sam		UCL	19.22	20.85	<b>40.07</b>	13.11
38	62		GALBRAITH Sophie		Exeter	20.02	20.24	<b>40.26</b>	13.30
39	30		WILSON Miriam		Bristol	19.82	21.36	<b>41.18</b>	14.22
40	38		BOND Sophie		Bristol	20.43	20.78	<b>41.21</b>	14.25
41	45		SHERLOCK Georgia		Leeds	21.19	21.46	<b>42.65</b>	15.69

Did Not Start - Run 1 (5)

19			AYLING Katie		Surrey				
24			SALHI Emma		Queen Mary				
43			TAYLOR Molly		UCL				
54			STOBBS Isabelle		Queen Mary				
63			ENGELEN Sophia		UCL				



Disqualified - Run 1 (1)

59			WERNER Marie		Oxford				
----	--	--	--------------	---	--------	--	--	--	--

Did Not Start - Run 2 (1)

18			BEETS Laure-Anne		Exeter	19.05			
----	--	--	------------------	---	--------	-------	--	--	--

Did Not Finish - Run 2 (2)

14	45623		MARTIN Juliette		Nottingham	14.70			
57			VOISEY-SMITH Alice		Bristol	15.83			

# British Universities & Colleges Sport (BUCS)

## Indoor Championships 2025 - Men

### === Slalom - Ski Final - Men ===

#### == Official Ranking ==



#### COMPETITION JURY - ROC

TECHNICAL DELEGATE	DAWE Richard	(GBR)
CHIEF OF RACE.	SHEPHERD Calum	(BUCS)
REFEREE	SPEED Craig	(BUCS)
CHIEF OF COURSE	SnoZone Milton Keynes	(XSC)
RACE SECRETARY	SHEPHERD Calum	(BUCS)

#### WEATHER

CONDITIONS	Dry, Cold
SNOW	Hard
AIR TEMPERATURE	START : -4.0 °C
	FINISH : -4.0 °C

#### Run 1

COURSESETTER	HEPBURN Michael	(SnoZone)
FORERUNNERS	- A - HOLMES Thomas	
COURSE	SnoZone, Milton Keynes	
START	141 m	
FINISH	110 m	
DROP	31 m	
LENGTH	165 m	
HOMOLOGATION	CN CH PS0012/06/18-10-Jun-2028	
GATES	15	
DIRECTIONS	15	
STARTING TIME	1000	

#### Run 2

COURSESETTER	HEPBURN Michael	(SnoZone)
FORERUNNERS	- A - HOLMES Thomas	
COURSE	SnoZone, Milton Keynes	
START	141 m	
FINISH	110 m	
DROP	31 m	
LENGTH	165 m	
HOMOLOGATION	CN CH PS0012/06/18-10-Jun-2028	
GATES	15	
DIRECTIONS	15	
STARTING TIME	1150	

LIST n°2409




F = 730

Number of competitors: 75, Number of NSA: 23



Rank	Bib.	Home Nations	Name	====	University/College	Run 1	Run 2	Time	Gap
1	82	20572	DUNNE Michael		Sheffield	13.16	12.69	25.85	
2	76	20852	BLOOM Ryan		Keele	13.23	12.64	25.87	0.02
3	77	22050	WEBB Andrew		Loughborough	13.16	12.98	26.14	0.29
4	71	25597	WARD Daniel		Loughborough	13.56	13.03	26.59	0.74
5	74	21827	DEEM Charlie		Portsmouth	13.43	13.31	26.74	0.89
6	83	22087	PARKER Travis		Cambridge	13.68	13.20	26.88	1.03
7	80	26012	MONTGOMERY Freddie		Bath	13.55	13.39	26.94	1.09
8	164		HUMMEL Ben		UCL	13.65	13.37	27.02	1.17
9	110		BORISOV Artem		Bristol	13.41	13.79	27.20	1.35
10	84	22202	BAYLES Sebastian		UCL	13.74	13.53	27.27	1.42
11	124		MCANALLY Ewan		Southampton	13.79	13.64	27.43	1.58
12	79	23894	LANCASTER Alex		Bath	14.29	13.22	27.51	1.66
13	155		HAKON GARDARSSON		Oxford	13.95	13.65	27.60	1.75
14	92		HART Ben		Loughborough	14.25	13.40	27.65	1.80
15	75	45637	GILROY Euan		Sheffield	13.93	14.01	27.94	2.09
16	94		NOWROTEK Jakub		Cambridge	14.16	13.93	28.09	2.24
17	144		GEORGE Jonathan		Surrey	14.35	14.14	28.49	2.64
18	89		FISHER Ed		Exeter	14.90	14.02	28.92	3.07
19	87		EDWARDS Will		Sheffield	14.45	14.66	29.11	3.26
20	142		LEYSHON Joshua		Swansea	15.10	14.28	29.38	3.53
21	105		PAPACHRISTOPHOROU Nicolas		Southampton	14.80	14.63	29.43	3.58
22	149		SEWELL Jacob		Southampton	14.87	14.59	29.46	3.61
23	86		EWART-WHITE Max		Sheffield	15.08	14.41	29.49	3.64
24	152		MARTIN Alex		Leeds	14.89	14.77	29.66	3.81
25	115		STEINMANN Ilija		York	15.23	14.99	30.22	4.37
26	165		MARTIN Joe		Leeds	15.63	14.67	30.30	4.45
27	154		POOLE Benjie		Birmingham	15.34	14.99	30.33	4.48

Rank	Bib.	Home Nations	Name	====	University/College	Run 1	Run 2	Time	Gap
28	136		ANDERSON Ethan		Sheffield	15.74	14.77	<b>30.51</b>	4.66
29	150		CLARKE Thomas		Oxford	15.30	15.31	<b>30.61</b>	4.76
30	78	105306	CLARKE Conall		Sheffield	15.67	15.35	<b>31.02</b>	5.17
31	131		NOON Alex		Exeter	16.71	14.34	<b>31.05</b>	5.20
32	101		CLARKE Thomas		Birmingham	15.92	15.28	<b>31.20</b>	5.35
33	118		WILLIAMS Sam		Birmingham	16.43	15.04	<b>31.47</b>	5.62
34	93		SINCLAIR Daniel		Birmingham	16.12	15.53	<b>31.65</b>	5.80
35	119		SIMOND Gregory		Oxford	16.04	15.79	<b>31.83</b>	5.98
36	151		BRISTOLL Rory		Oxford	15.90	15.94	<b>31.84</b>	5.99
37	138		OLECHOWSKI Jan		UCL	16.02	15.88	<b>31.90</b>	6.05
38	102		REIDY Thomas		East Anglia	15.70	16.38	<b>32.08</b>	6.23
39	167		HOOPER Oscar		Bristol	16.36	16.09	<b>32.45</b>	6.60
40	161		SMITH Henry		Swansea	16.39	16.30	<b>32.69</b>	6.84
41	140		FINNEY Edmund		Oxford	16.87	16.24	<b>33.11</b>	7.26
42	106		HOPKINS Sam		Liverpool	15.59	17.54	<b>33.13</b>	7.28
43	85		MACDONALD Alexander		UCL	17.11	16.24	<b>33.35</b>	7.50
44	95		OSUDE Owen		Southampton	17.42	16.11	<b>33.53</b>	7.68
45	109		UMPELBY Max		Nottingham	17.48	16.72	<b>34.20</b>	8.35
46	141		CLARKE Alexander		Staffordshire	17.30	17.22	<b>34.52</b>	8.67
47	88		WILLIS Ben		Bristol	17.66	17.16	<b>34.82</b>	8.97
48	139		GRANGER Dan		Bristol	17.99	17.04	<b>35.03</b>	9.18
49	126		WILSON Josh		Birmingham	18.65	16.40	<b>35.05</b>	9.20
50	156		WARDLE Montgomery		Portsmouth	18.04	17.04	<b>35.08</b>	9.23
51	148		SCOTT Sam		Birmingham	18.19	17.07	<b>35.26</b>	9.41
52	91		BURNE Ollie		Bath	18.09	17.57	<b>35.66</b>	9.81
53	112		DEMETRIOU-FOALE George		Bristol	18.03	17.70	<b>35.73</b>	9.88
54	157		BRODERICK-JONES Matthew		Leeds	18.10	17.77	<b>35.87</b>	10.02
55	121		QUIJANO-EVANS Sebastian		Bristol	18.83	17.58	<b>36.41</b>	10.56
56	116		TAYLOR Frederick		Leeds	18.96	18.51	<b>37.47</b>	11.62
57	111		GHIORGHITA Cosmin		Leeds	19.87	18.26	<b>38.13</b>	12.28
58	98		SLEE Nat		Sheffield Hallam	19.46	18.98	<b>38.44</b>	12.59
59	146		PEARSON Alex		Sheffield Hallam	19.44	19.24	<b>38.68</b>	12.83
60	113		LENSEN Archie		Birmingham	20.39	18.61	<b>39.00</b>	13.15
61	107		SCHUIL-BREWER Adam		Surrey	21.04	19.93	<b>40.97</b>	15.12
62	81	25108	HARRISON Jon-Luke		Keele	21.88	19.79	<b>41.67</b>	15.82
63	132		DISLEY Connor		Liverpool	21.99	19.81	<b>41.80</b>	15.95
64	100		GRIFFIN Jamie		Canterbury CC	25.89	24.44	<b>50.33</b>	24.48

Did Not Start - Run 1 (3)

	97		KEHOE Oliver		Queen Mary				
	122		KHAN Anderson		UCL				
	168		HAKAJ Dren		UCL				



Did Not Finish - Run 1 (3)

	73	105152	WARNE Benjamin		Loughborough				
	108		PALFREYMAN Josh		Sheffield Hallam				




Rank	Bib.	Home Nations	Name	====	University/College	Run 1	Run 2	Time	Gap
------	------	--------------	------	------	--------------------	-------	-------	------	-----

	147		GRODECKI Alexander		UCL				
--	-----	--	--------------------	---	-----	--	--	--	--

Did Not Start - Run 2 (2)

	145		RUDZINSKI Ollie		Exeter	19.40			
	153		TAPPER Elliot		Swansea	19.24			

Did Not Finish - Run 2 (3)

	128		DENBY Felix		Loughborough	16.22			
	133		MUSTON Charlie		Oxford	14.00			
	162		GWYNNE Toby		Exeter	17.57			

# British Universities & Colleges Sport (BUCS)



## Indoor Championships 2025

### === Slalom - SnoBoard Final ===

#### Final Ranking



#### COMPETITION JURY - ROC

TECHNICAL DELEGATE	DAWE Richard	(GBR)
CHIEF OF RACE	SHEPHERD Calum	(BUCS)
REFEREE	SPEED Craig	(BUCS)
CHIEF OF COURSE	SnoZone Milton Keynes	(XSC)
RACE SECRETARY	SHEPHERD Calum	(BUCS)

#### WEATHER

CONDITIONS	Dry, Cold
SNOW	Hard
AIR TEMPERATURE	START : -4.0 °C
	FINISH : -4.0 °C

#### Run 1

COURSESETTER	HEPBURN Michael	(SnoZone)
FORERUNNERS	- A - TBA	
COURSE	SnoZone, Milton Keynes	
START	141 m	
FINISH	110 m	
DROP	31 m	
LENGTH	165 m	
HOMOLOGATION	CN CH PS0012/06/18-10-Jun-2028	
GATES	12	
DIRECTIONS	12	
STARTING TIME	1348	

#### Run 2

COURSESETTER	HEPBURN Michael	(SnoZone)
FORERUNNERS	- A - TBA	
COURSE	SnoZone, Milton Keynes	
START	141 m	
FINISH	110 m	
DROP	31 m	
LENGTH	165 m	
HOMOLOGATION	CN CH PS0012/06/18-10-Jun-2028	
GATES	12	
DIRECTIONS	12	
STARTING TIME	1419	

F = 0

Number of competitors: 22, Number of NSA: 10

Rank	Bib.	Name	====	University/College	Run 1	Run 2	Time	Gap
------	------	------	------	--------------------	-------	-------	------	-----

#### === Women ===

1	207	CLARK Nairne		Sheffield	16.81	16.73	<b>16.73</b>	
2	202	COUGHLAN Maci		Loughborough	19.03	18.56	<b>18.56</b>	1.83
3	208	CLEAVE Philippa		Loughborough	18.87	18.70	<b>18.70</b>	1.97
4	201	ANDRZEJEWSKA Oliwia		Edinburgh	21.31	20.17	<b>20.17</b>	3.44
5	210	LAI Shiwei		UCL	20.83	20.22	<b>20.22</b>	3.49
6	206	HU Xiaoyu		UCL	21.35	20.65	<b>20.65</b>	3.92
7	209	BERGIN Mia		Swansea	23.81	24.38	<b>23.81</b>	7.08


#### === Men ===

1	220	MASSEY Sam		Nottingham	17.76	16.82	<b>16.82</b>	
2	227	YORKE Archie		Nottingham	17.04	16.85	<b>16.85</b>	0.03
3	214	BAYLES Sebastian		UCL	DNF	17.29	<b>17.29</b>	0.47
4	216	MARSHALL Callum		Sheffield Hallam	18.11	17.83	<b>17.83</b>	1.01
5	226	LIVESEY Eddy		Kent	18.41	17.84	<b>17.84</b>	1.02
6	212	SHI Xingzao		UCL	19.14	18.28	<b>18.28</b>	1.46
7	228	THOMAS James		Exeter	18.89	19.33	<b>18.89</b>	2.07
8	218	JEFFRIES Tobias		Swansea	19.17	19.00	<b>19.00</b>	2.18
9	224	TRUELOVE Rowan		Swansea	20.70	19.31	<b>19.31</b>	2.49
10	215	MACDONALD Alexander		UCL	19.94	19.51	<b>19.51</b>	2.69
11	219	BAINBRIDGE Will		Sheffield	20.64	20.90	<b>20.64</b>	3.82
12	221	DAW William		Swansea	21.04	21.38	<b>21.04</b>	4.22
13	223	MOISE Johann		Swansea	21.06	21.31	<b>21.06</b>	4.24
14	217	TURNER Rosario		Canterbury CC	23.23	23.19	<b>23.19</b>	6.37

Rank	Bib.	Name	====	University/College	Run 1	Run 2	Time	Gap
------	------	------	------	--------------------	-------	-------	------	-----

**Not classified**

Did Not Start - Run 1 (1)

	211	<b>WOOSNAM Eliana</b>		UCL				
--	-----	-----------------------	---	-----	--	--	--	--

Did Not Finish - Run 1 (1)

	214	<b>BAYLES Sebastian</b>		UCL		17.29		
--	-----	-------------------------	---	-----	--	-------	--	--

Did Not Start - Run 2 (1)

	211	<b>WOOSNAM Eliana</b>		UCL				
--	-----	-----------------------	---	-----	--	--	--	--

(DNS: Did Not Start, DNF: Did Not Finish, DSQ: Disqualified, NPS: Not Permitted to Start)